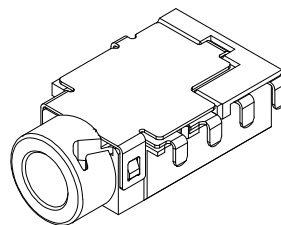
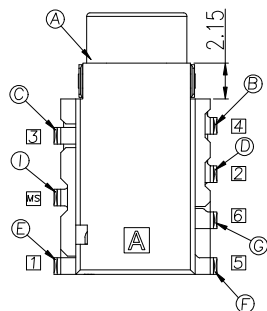
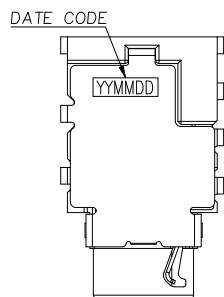


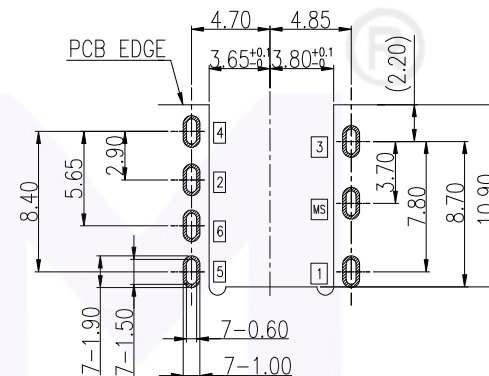
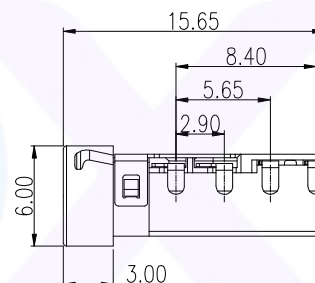
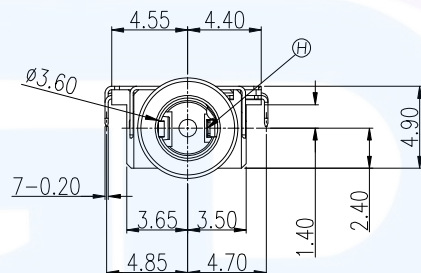
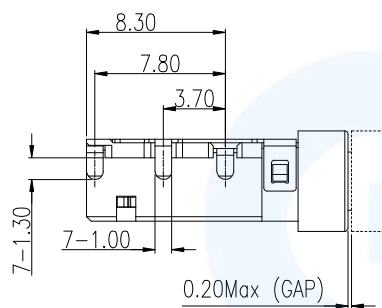
RoHS
Compliant



3D VIEW

NOTES:

1. MATERIAL: SEE "TABLE 1";
2. FINISH: SEE "TABLE 1";
3. ELECTRICAL:
 - 3.1. VOLTAGE RATING: 12 VAC RMS;
 - 3.2. CURRENT RATING: 0.5 AMP;
 - 3.3. CONTACT RESISTANCE: 50mΩ Max.(Initial), 100mΩ Max.(After Life test);
 - 3.4. INSULATION RESISTANCE: 1000 MΩ Min., 500VDC.(Initial), 100 MΩ Min., 500VDC.(After Humidity test);
 - 3.5. WITHSTAND VOLTAGE: 500 VAC RMS 50(60)Hz, 1 minute;
4. MECHANICAL:
 - 4.1. MATING FORCE: 3.0Kgf MAX.;
 - 4.2. UNMATING FORCE: 0.3Kgf MIN.;
 - 4.3. OPERATING LIFE: 5000 CYCLES MIN.;
5. ENVIRONMENTAL:
 - 5.1. OPERATION: -30°C~+80°C.



RECOMMENDED P.C.B LAYOUT(t=1.0mm)
TOP VIEW (TOLRANCE:±0.05)

TABLE 1:

NO.	DESCRIPTION	QTY	MATERIAL	REMARK
I	Shield shell	MS	1 PHOSPHOR BRONAE, 0.20t	Welding Ni 50u"Min Overall
H	Insulator		1 HIGH TEMP	Black
G	Make Spring	6	1 PHOSPHOR BRONAE, 0.20t	Au G/F Min on contact area
F	Transfer Spring	5	1 PHOSPHOR BRONAE, 0.20t	All over Ni 50u"Min
E	Tip spring	1	1 PHOSPHOR BRONAE, 0.20t	
D	Ring spring	2	1 PHOSPHOR BRONAE, 0.20t	Au 1u" Min on contact area,
C	Ring spring	3	1 PHOSPHOR BRONAE, 0.20t	Au G/F Min on solder area
B	Earth spring	4	1 PHOSPHOR BRONAE, 0.20t	All over Ni 50u"Min
A	Housing		1 HIGH TEMP	Black

PLUG SPEC	SCHEMATIC	AFTER INSERT SCHEMATIC

广东小迈实业有限公司

Website:

<https://www.xmconn.com>

TEL:

18938295888



PART NAME ϕ 3.5mm Phone Jack CONN.

PART NO. DM35A017-07FP

TOLERANCE UNLESS OTHERWISE SPECIFIED:
X \pm 0.2
X.X \pm 0.15
X.XX \pm 0.10
X.XXX \pm 0.050

DRAWING:

Li

DATE:

2023.08.18

SCALE

SHEET

REV: A0

CHECK:

Chen

DATE:

2023.08.18

1:1

1/1

SIZE: A4

APPROVAL:

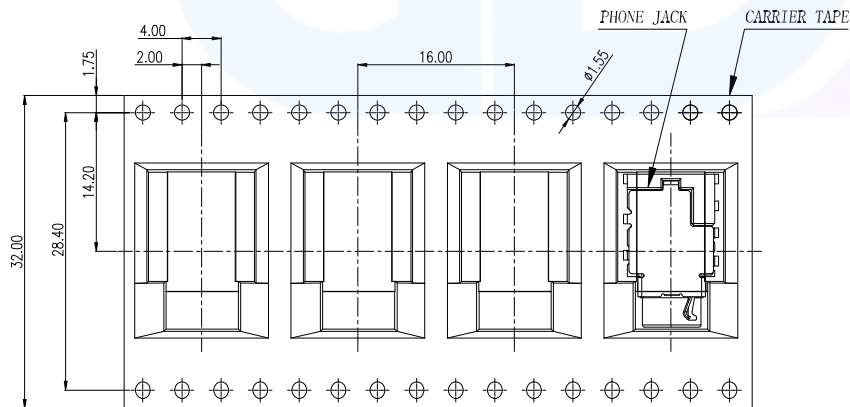
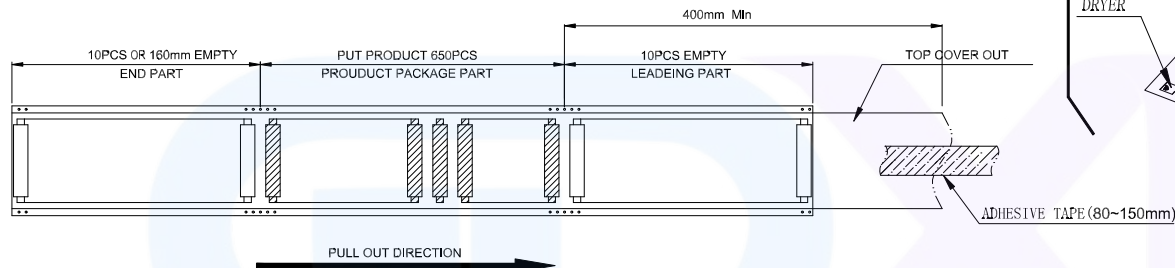
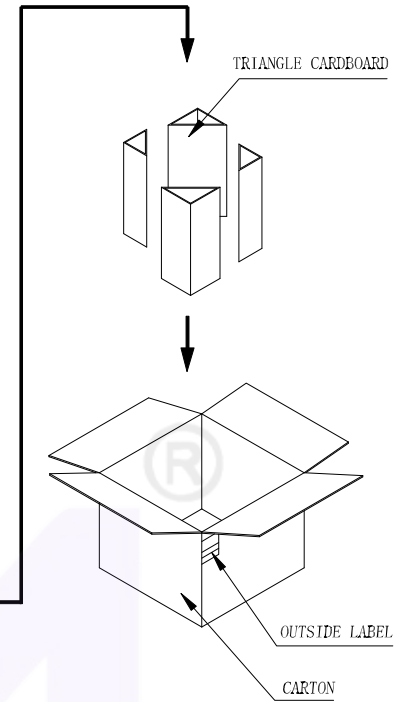
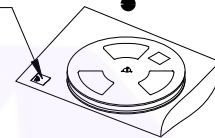
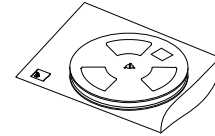
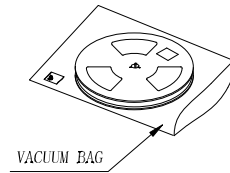
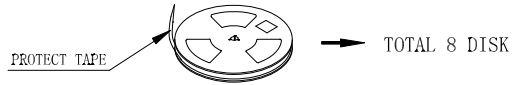
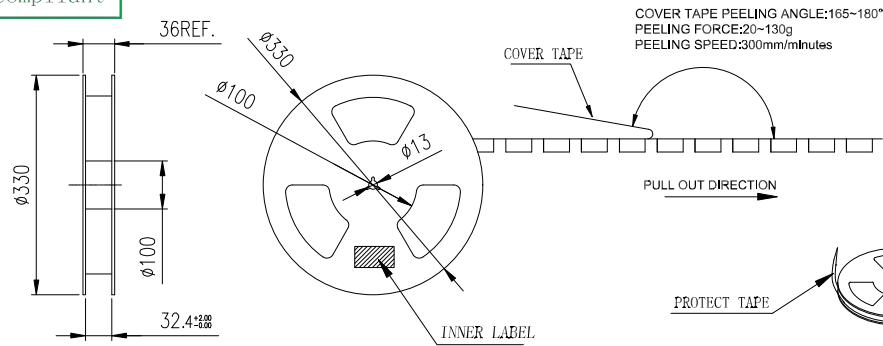
Wen

DATE:

2023.08.18



RoHS
Compliant



NOTES:

1. Material requirements:

- 1.1 The carton material requirements for the K=A, Dimension is 350*340*310MM;
- 1.2 Reel materials for PS: size reel for 330*32.4.

2. Packaging requirements:

- 2.1 The tape into the packing machine, before the empty 10PCS, after the release of the product 650PCS, then the empty 10PCS with 160MM length of stay;
- 2.2 Top cover should out 100mm of the carrier tape. After winding, using adhesive tape (80~150mm) to stick the leader of cover tape on the side of the carrier tape;
- 2.3 Winding a protect tape around the reel, then stick it by adhesive tape;
- 2.4 label should paste in the designated area of the reel;
- 2.5 Put a dryer and a packed reel in the vacuum bag and make the vacuum process;
- 2.6 The tired folded 8 disks in the carton total 5200pcs;
- 2.7 Packed finished packing sealing, and in the outer carton label

广东小迈实业有限公司

Website:

<https://www.xmconn.com>

TEL:

18938295888



PART NAME

ø3.5mm Phone Jack CONN.

PART NO.

DM35A017-07FP

TOLERANCE UNLESS OTHERWISE SPECIFIED:

X ±0.2
X.X ±0.15
X.XX ±0.10
X.XXX ±0.050

DRAWING:

Li

DATE:

2023.08.18

CHECK:

Chen

DATE:

2023.08.18

APPROVAL:

Wen

DATE:

2023.08.18

SCALE

1:1

SHEET

1/1

REV: A0

SIZE: A4

