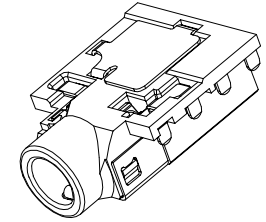
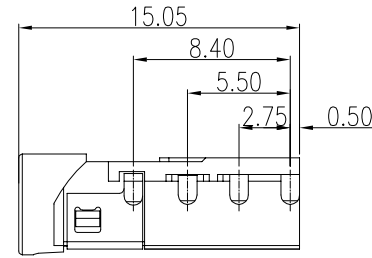
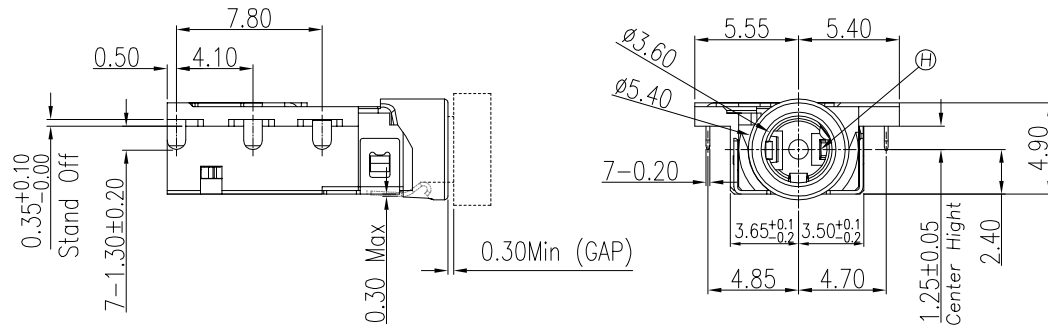


RoHS  
Compliant

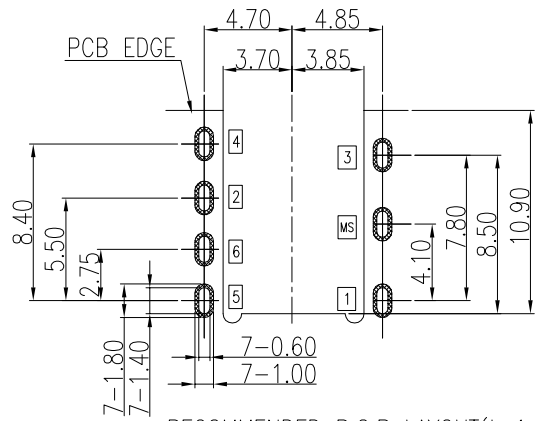
ZONE	E C N . N O .	DESCRIPTION	DRAWING	DATE
A		INITIAL	林生财	2023.11.24



3D VIEW

NOTES:

- MATERIAL: SEE "TABLE 1";
- FINISH: SEE "TABLE 1";
- ELECTRICAL:
  - VOLTAGE RATING: 12 VAC RMS;
  - CURRENT RATING: 1 AMP;
  - CONTACT RESISTANCE: 50mΩ Max.(Initial), 100mΩ Max.(After Life test);
  - INSULATION RESISTANCE: 100 MΩ Min., 500VDC.(Initial), 50 MΩ Min., 500VDC.(After Humidity test);
  - WITHSTAND VOLTAGE: 500 VAC RMS 50(60)Hz, 1 minute;
- MECHANICAL:
  - MATING FORCE: 0.5-2.2Kgf.(Initial); 0.4-2.2Kgf.(After Life test);
  - UNMATING FORCE: 0.5-2.0Kgf.(Initial); 0.4-2.0Kgf.(After Life test);
  - OPERATING LIFE: 5000 CYCLES MIN.;
- ENVIRONMENTAL:
  - SALT SPRAY: 48H.
  - OPERATION: -30°C~+80°C.



RECOMMENDED P.C.B LAYOUT(t=1.0mm)  
TOP VIEW (TOLRANCE:±0.05)

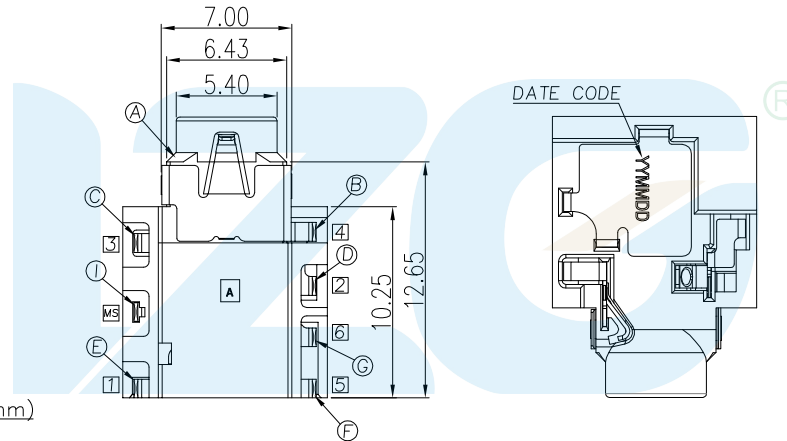


TABLE 1:

NO.	DESCRIPTION	QTY	MATERIAL	REMARK
I	Shield shell	MS	1 PHOSPHOR BRONAE, 0.20t	Welding Ni 50u"Min Overall
H	Insulator	1	HIGH TEMP LCP	Black
G	Make Spring	6	1 PHOSPHOR BRONAE, 0.20t	Au G/F Min on contact area
F	Transfer Spring	5	1 PHOSPHOR BRONAE, 0.20t	All over Ni 50u"Min
E	Tip spring	1	1 PHOSPHOR BRONAE, 0.20t	Au 1u" Min on contact area,
D	Ring spring	2	1 PHOSPHOR BRONAE, 0.20t	Au G/F Min on solder area
C	Ring spring	3	1 PHOSPHOR BRONAE, 0.20t	All over Ni 50u"Min
B	Earth spring	4	1 PHOSPHOR BRONAE, 0.20t	Au G/F Over All , Ni 50u"Min underplated.
A	Housing	1	HIGH TEMP PA10T	Black

PLUG SPEC	SCHEMATIC	AFTER INSERT SCHEMATIC

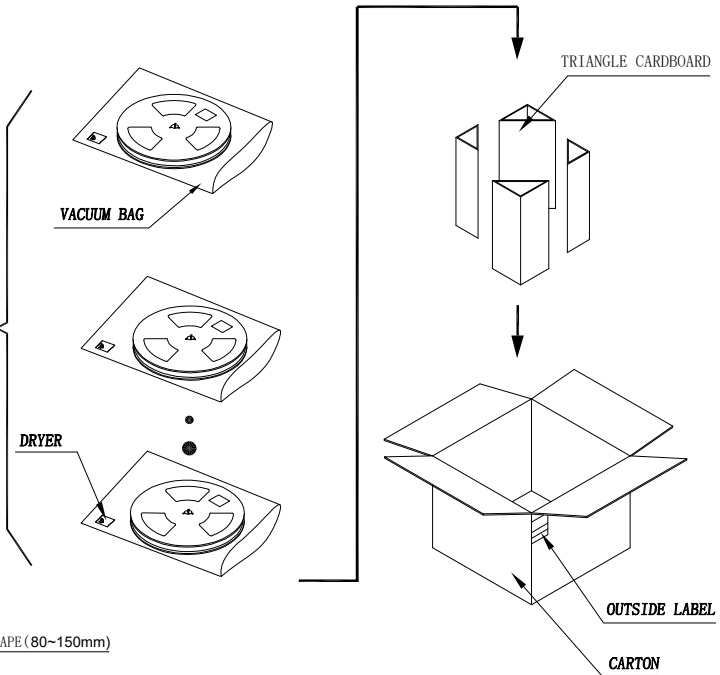
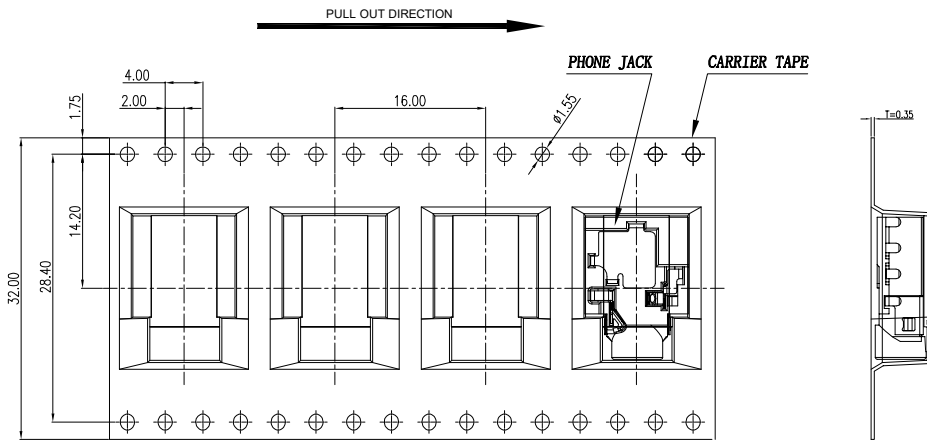
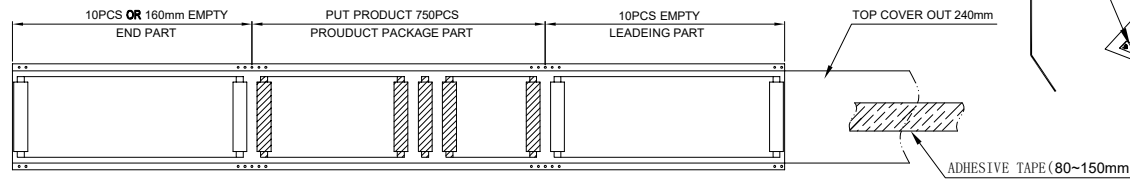
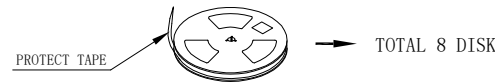
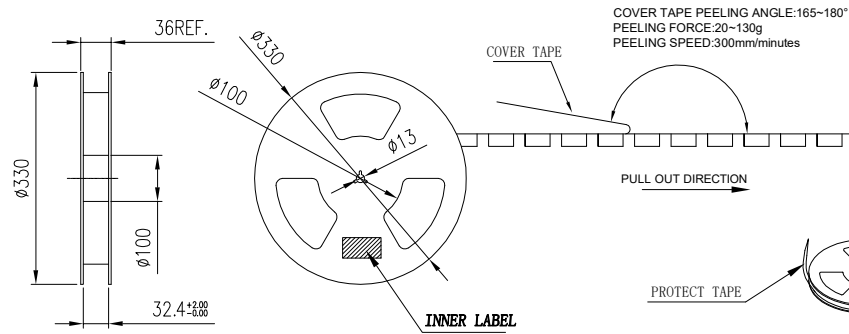


LZG INDUSTRIAL CO. LTD

PART NAME	∅3.50mm PHONE JACK	TOLERANCE UNLESS	0.0±0.25	0.°±2°	UNIT:	DRAWING:	林生财	DATE:	2023.11.24	SCALE	1:1
PART NO.	ZB23024-07FBAP-A	OTHERWISE SPECIFIED:	0.00±0.15	0.0°±1°	mm	CHECK:	李宏鑫	DATE:	2023.11.24	MATERIAL	*
						APPROVAL:	杨进宝	DATE:	2023.11.24	DWG. NO.	
						DRAWING NO.	ZB23024-07FBAP-A			SHEET	1/2

RoHS  
Compliant

ZONE	E C N . N O .	DESCRIPTION	DRAWING	DATE
A		INITIAL	林生财	2023.11.24



- NOTES:
- Material requirements:
    - The carton material requirements for the K=A, Dimension is 350\*340\*310MM;
    - Reel materials for PS; size reel for 330\*32.4.
  - Packaging requirements:
    - The tape into the packing machine, before the empty 10PCS, after the release of the product 750PCS, then the empty 10PCS with 160MM length of stay;
    - Top cover should out 240mm of the carrier tape. After winding, using adhesive tape (80-150mm) to stick the leader of cover tap on the side of the carrier tape;
    - Winding a protect tape arround the reel, then stick it by adhesive tape;
    - label should paste in the designated area of the reel;
    - Put a dryer and a packed reel in the vacuum bag and make the vacuum process;
    - The tired folded 8 disks in the carton total 6Kpcs;
    - Packed finished packing sealing, and in the outer carton label



LZG INDUSTRIAL CO. LTD

PART NAME	ø3.50mm PHONE JACK	TOLERANCE UNLESS	0.0±0.25	0.°±2°	UNIT: mm
PART NO.	ZB23024-07FBAP-A	OTHERWISE SPECIFIED:	0.00±0.15 0.000±0.05	0.0°±1° 0.00°±0.5°	

DRAWING:	林生财	DATE:	2023.11.24	SCALE	1:1
CHECK:	李宏鑫	DATE:	2023.11.24	MATERIAL	*
APPROVAL:	杨进宝	DATE:	2023.11.24	DWG. NO.	
DRAWING NO.	ZB23024-07FBAP-A			SHEET	2/2