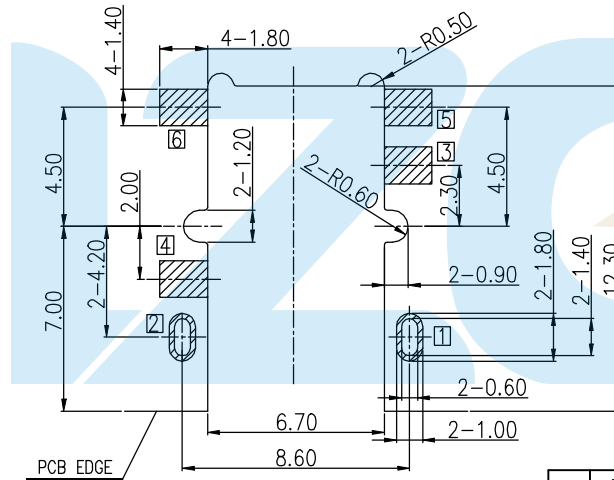
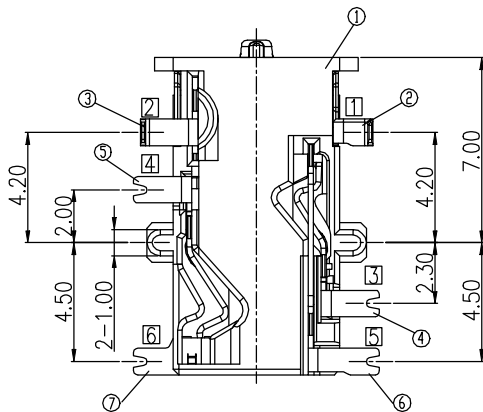
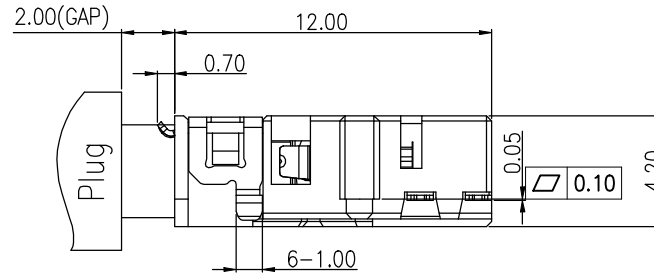
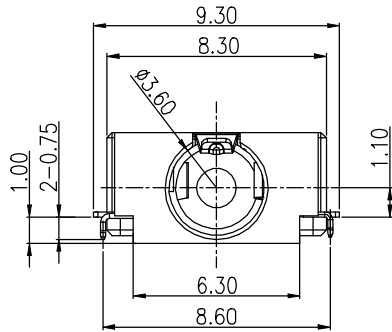


RoHS
Compliant

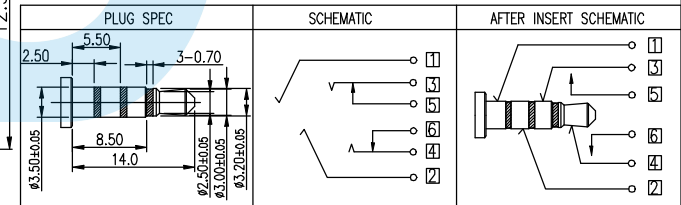
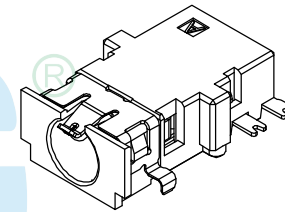
ZONE	EC N. NO.	DESCRIPTION	DRAWING	DATE
A		INITIAL	林生财	2020.02.18

NOTES:

- MATERIAL: SEE "TABLE 1";
- FINISH: SEE "TABLE 1";
- ELECTRICAL:
 - VOLTAGE RATING: 12 VAC RMS;
 - CURRENT RATING: 1 AMP;
 - CONTACT RESISTANCE: 50mΩ Max.(Initial), 100mΩ Max.(After Life test);
 - INSULATION RESISTANCE: 100 MΩ Min., 500VDC.(Initial), 50 MΩ Min., 500VDC.(After Humidity test);
 - WITHSTAND VOLTAGE: 500 VAC RMS 50(60)Hz, 1 minute;
- MECHANICAL:
 - MATING FORCE: 3.0Kgf MAX.;
 - UNMATING FORCE: 0.3Kgf MIN.;
 - OPERATING LIFE: 5000 CYCLES MIN.;
- ENVIRONMENTAL:
 - OPERATION: -30°C~+80°C.



RECOMMENDED P.C.B LAYOUT
TOP VIEW (TOLERANCE:±0.05)



NO.	DESCRIPTION	MATERIAL	REMARKS	QTY
7	TERMINAL 6	COPPER ALLOY T=0.2	CONTACT AREA: GF ,SOLDER AREA: GF, Ni 40u" OVER ALL	1
6	TERMINAL 5	COPPER ALLOY T=0.2	CONTACT AREA: GF ,SOLDER AREA: GF, Ni 40u" OVER ALL	1
5	TERMINAL 4	COPPER ALLOY T=0.2	CONTACT AREA: GF ,SOLDER AREA: GF, Ni 40u" OVER ALL	1
4	TERMINAL 3	COPPER ALLOY T=0.2	CONTACT AREA: GF ,SOLDER AREA: GF, Ni 40u" OVER ALL	1
3	TERMINAL 2	COPPER ALLOY T=0.2	CONTACT AREA: GF ,SOLDER AREA: GF, Ni 40u" OVER ALL	1
2	TERMINAL 1	COPPER ALLOY T=0.2	CONTACT AREA: GF ,SOLDER AREA: GF, Ni 40u" OVER ALL	1
1	HOUSING	HIGH TEMP	COLOR BLACK	

LZG® LZG INDUSTRIAL CO. LTD

DRAWING:	林生财	DATE:	2020.02.18	SCALE:	1:1
CHECK:	李宏鑫	DATE:	2020.02.18	MATERIAL:	*
APPROVAL:	杨进宝	DATE:	2020.02.18	DWG. NO.:	
DRAWING NO.:	ZB23019-06SBAF-A			SHEET:	1/1

PART NAME	Ø3.5 PHONE JACK	TOLERANCE UNLESS	0.0±0.25	0.°±2°	UNIT:
PART NO.	ZB23019-06SBAF-A	OTHERWISE SPECIFIED:	0.00±0.20 0.000±0.10	0.0°±1° 0.00°±0.5°	