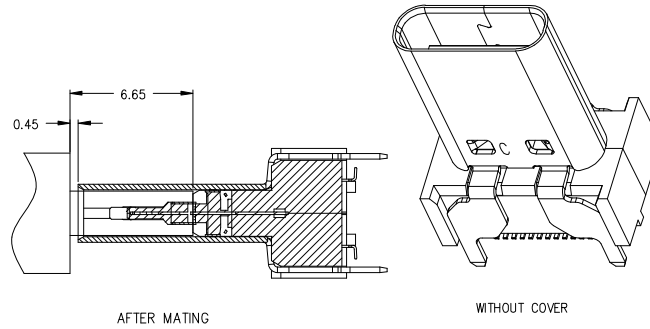
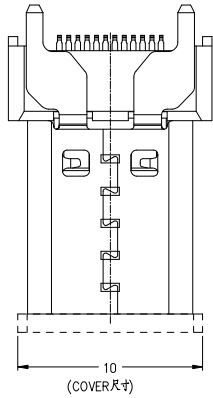
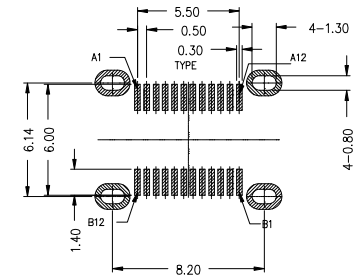
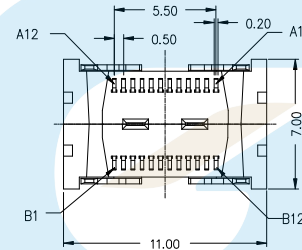
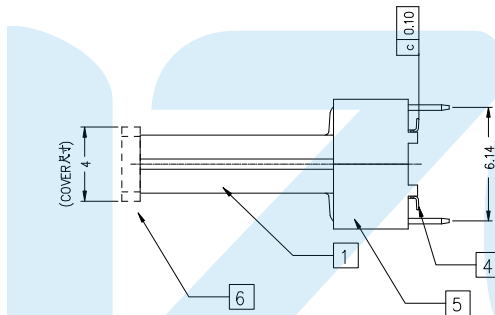
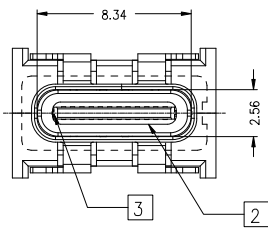


RoHS  
Compliant

ZONE	EC N.O.	DESCRIPTION	DRAWING	DATE
A		INITIAL	林生财	2020.02.18



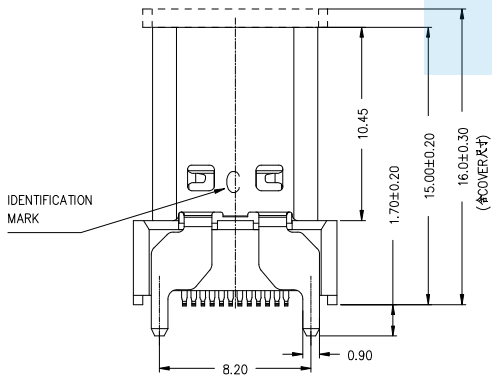
- NOTE:
- Contact Resistance: 40mOHM Max.;
  - Dielectric Withstanding Voltage: 100V AC For 1 Minute;
  - Insulation Resistance: 100M OHM Min.;
  - Mating And Unmating Force:  
Mating Force: 5~20N  
Unmating Force: 8~20N;  
6~20N AFTER TEST;
  - Durability: 10000 Cycles;



RECOMMEND P.C.B LAYOUT (COMPONENT SIDE)

TOLERANCE FOR PCB LAYOUT IS ± 0.05

KEEP OUT AREA



USB TYPE-C PIN ASSIGNMENTS

PIN NUMBER	SIGNAL NAME	PIN NUMBER	SIGNAL NAME
A1	GND	B12	GND
A2	TX1+	B11	RX1+
A3	TX1-	B10	RX1-
A4	V bus	B9	V bus
A5	CC1	B8	SBU2
A6	D+	B7	D-
A7	D-	B6	D+
A8	SBU1	B5	CC2
A9	V bus	B4	V bus
A10	RX2-	B3	TX2-
A11	RX2+	B2	TX2+
A12	GND	B1	GND

NO.	DESCRIPTION	MATERIAL	REMARKS	QTY
6	Cover	High Temperature Plastic	Color black UL94V-0	1
5	Insert Molding	High Temperature Plastic	Color black UL94V-0	1
4	Contact	Copper Alloy	Mating Area: Gold plating Solder Tails: Matt Tin	24
3	Mid Plate	Stainless Steel		1
2	GND Plate	Stainless Steel		2
1	Shell	Stainless Steel	Nickel plating overall	1



LZG INDUSTRIAL CO. LTD

DRAWING:	林生财	DATE:	2020.02.18	SCALE:	1:1
CHECK:	李宏鑫	DATE:	2020.02.18	MATERIAL:	*
APPROVAL:	杨进宝	DATE:	2020.02.18	DWG. NO.:	
DRAWING NO.:	ZB48070-24DBAP-A			SHEET:	1/1

PART NAME	USB 3.1 TYPE C FEMALE VERTICAL H15.0mm SMT TYPE	TOLERANCE UNLESS OTHERWISE SPECIFIED:	0.0±0.25 0.00±0.15 0.000±0.10	0.*±2* 0.0*±1* 0.00*±0.5*	UNIT: mm	
PART NO.	ZB48070-24DBAP-A					