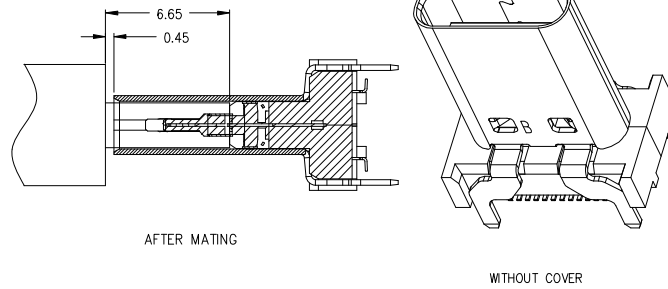
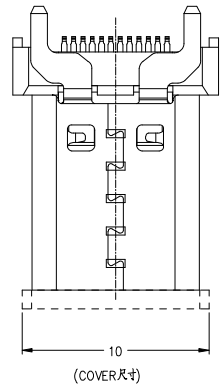
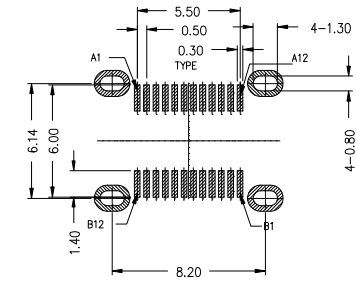
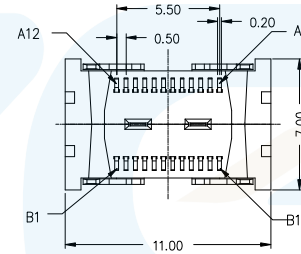
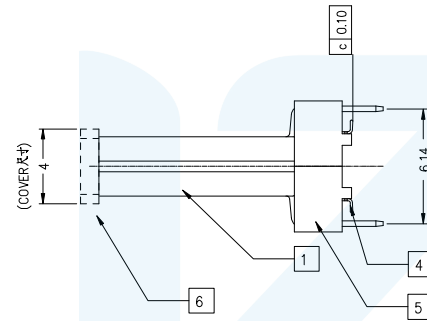
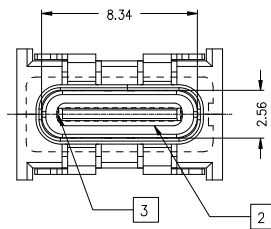


RoHS
Compliant

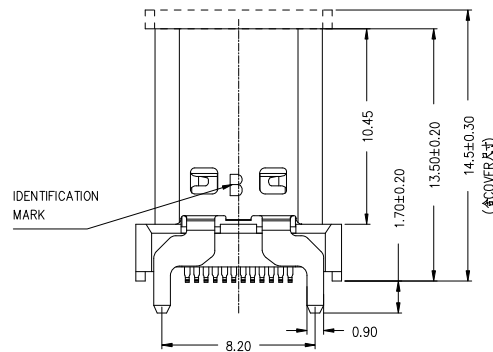
ZONE	ECN.N.O.	DESCRIPTION	DRAWING	DATE
A		INITIAL	林生財	2020.02.18



- NOTE:
- Contact Resistance: 40mOHM Max.;
 - Dielectric Withstanding Voltage: 100V AC For 1 Minute;
 - Insulation Resistance: 100M OHM Min.;
 - Mating And Unmating Force:
Mating Force: 5~20N
Unmating Force: 8~20N;
6~20N AFTER TEST;
 - Durability: 10000 Cycles;



RECOMMEND P.C.B LAYOUT (COMPONENT SIDE)
TOLERANCE FOR PCB LAYOUT IS ± 0.05
KEEP OUT AREA



USB TYPE-C PIN ASSIGNMENTS

PIN NUMBER	SIGNAL NAME	PIN NUMBER	SIGNAL NAME	NO.	DESCRIPTION	MATERIAL	REMARKS	QTY
A1	GND	B12	GND	6	Cover	High Temperature Plastic	Color black UL94V-0	1
A2	TX1+	B11	RX1+	5	InsertMolding	High Temperature Plastic	Color black UL94V-0	1
A3	TX1-	B10	RX1-	4	Contact	Copper Alloy	Mating Area: Gold plating Solder Tails: Matt Tin	24
A4	V BUS	B9	V BUS	3	Mid Plate	Stainless Steel		1
A5	CC1	B8	SBU2	2	GND Plate	Stainless Steel		2
A6	D+	B7	D-	1	Shell	Stainless Steel	Nickel plating overall	1
A7	D-	B6	D+					
A8	SBU1	B5	CC2					
A9	V BUS	B4	V BUS					
A10	RX2-	B3	TX2-					
A11	RX2+	B2	TX2+					
A12	GND	B1	GND					

LZG LZG INDUSTRIAL CO. LTD

DRAWING:	林生財	DATE:	2020.02.18	SCALE:	1:1
CHECK:	李宏鑫	DATE:	2020.02.18	MATERIAL:	*
APPROVAL:	杨进宝	DATE:	2020.02.18	DWG. NO.:	
DRAWING NO.:	ZB48069-24DBAP-A			SHEET:	1/1

PART NAME	USB 3.1 TYPE C FEMALE VERTICAL H13.5mm SMT TYPE	TOLERANCE UNLESS	0.0±0.25	0.1±2°	UNIT: mm	
PART NO.	ZB48069-24DBAP-A	OTHERWISE SPECIFIED:	0.00±0.15 0.000±0.10	0.0°±1° 0.00°±0.5°		