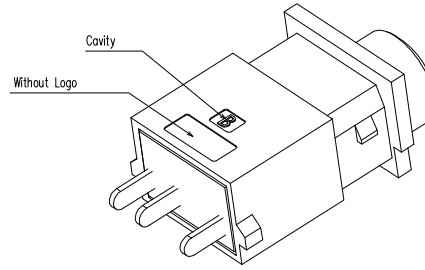
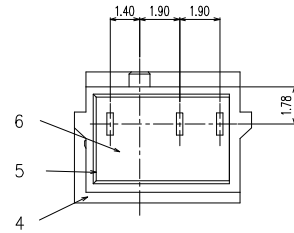


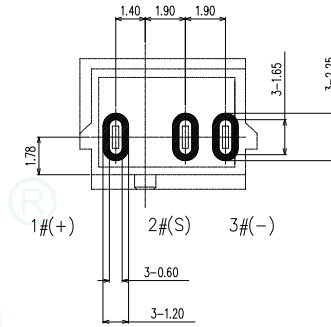
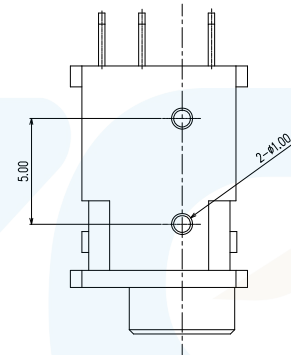
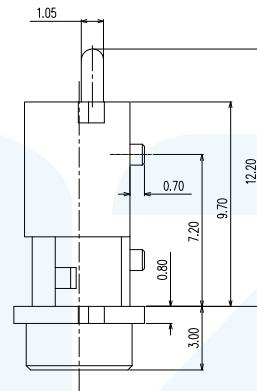
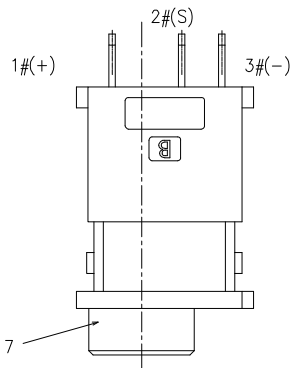
RoHS  
Compliant

ZONE	ECN.N.O.	DESCRIPTION	DRAWING	DATE
A		INITIAL	林生財	2020.02.18

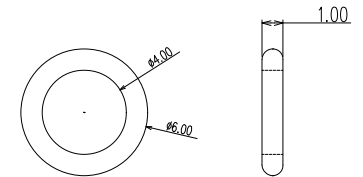
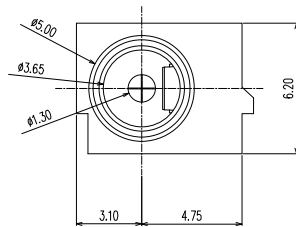


3D VIEW

- NOTES
1. CURRENT RATING: 24V & 3A MAX.
  2. CONTACT RESISTANCE: 50mΩ MAX.
  3. INSULATION RESISTANCE: 100MΩ MIN.
  4. DIELECTRIC WITHSTANDING: 500V AC MIN.
  5. DURABILITY: 5000 CYCLES MIN.
  6. CONNECTOR MATING FORCES: 3N MIN.
  7. CONNECTOR UNMATING FORCES: 35N MAX.
  8. OPERATING TEMPERATURE: -25°C TO +85°C.

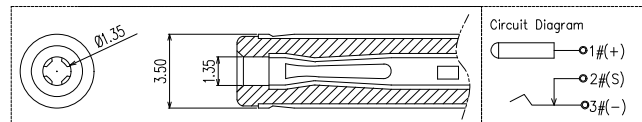


PCB LAYOUT (TOP VIEW)  
TOLERANCE: ±0.05



WHITE WATERPROOF RING

Not to install the waterproof ring shipment



NO.	DESCRIPTION	MATERIAL	REMARKS	QTY
7	WATERPROOF RING	SILICONE;	COLOR WHITE	1
6	GLUE	EPOXY;	COLOR BLACK	1
5	BACK COVER	HIGH TEMPERATURE;	COLOR BLACK	1
4	HOUSING	HIGH TEMPERATURE;	COLOR BLACK	1
3	TERMINAL 3#	COPPER ALLOY;	NICKEL UNDERPLATING OVERALL, Au PLATING ON SOLDER AREA	1
2	TERMINAL 2#	COPPER ALLOY;	NICKEL UNDERPLATING OVERALL, Au PLATING ON THE WHOLE	1
1	CENTER PIN	COPPER ALLOY;	NICKEL UNDERPLATING OVERALL, Au PLATING ON SOLDER AREA	1

**LZG**® LZG INDUSTRIAL CO. LTD

DRAWING:	林生財	DATE:	2020.02.18	SCALE	1:1
CHECK:	李宏鑫	DATE:	2020.02.18	MATERIAL	*
APPROVAL:	楊進堂	DATE:	2020.02.18	DWG. NO.	
DRAWING NO.	ZB30002-03DBAP-A0			SHEET	1/1

PART NAME	ø1.3 DC WATERPROOF POWER JACK	TOLERANCE UNLESS	0.0±0.3	0.1±2"	UNIT: mm	
PART NO.	ZB30002-03DBAP-A0	OTHERWISE SPECIFIED:	0.00±0.2 0.000±0.1	0.0'±1" 0.00'±0.5"		