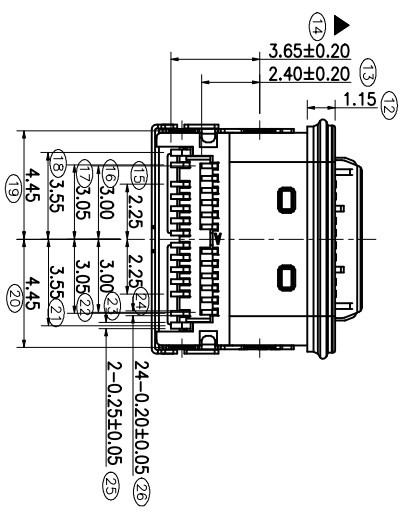
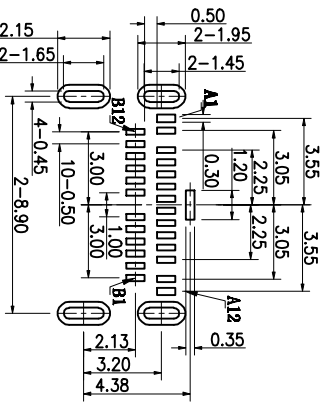
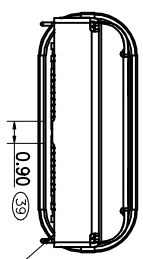
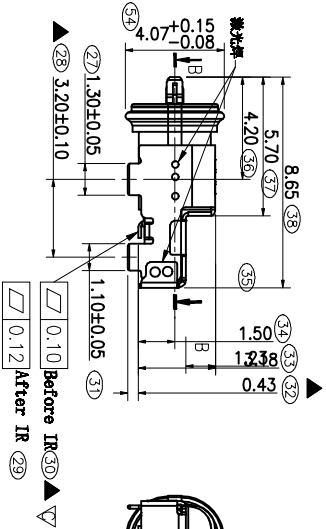
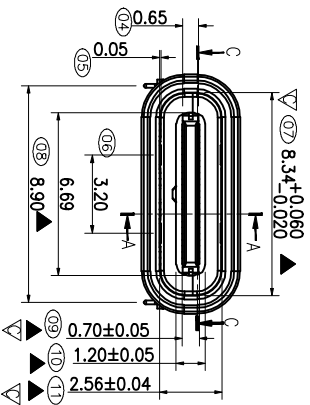


- NOTES:
- ELECTRICAL CHARACTERISTICS:
 - 1-1) CONTACT CURRENT RATING: 50A FOR VBUS PIN AND ITS CORRESPONDING GND PIN.
 - 1-2) CONTACT RESISTANCE: 30 MILLIOHMS MAX FOR VBUS AND GND CONTACTS, 40 MILLIOHMS MAX FOR ALL OTHER CONTACTS.
 - 1-3) DIELECTRIC WITHSTANDING VOLTAGE: 100 V RMS AC MIN.
 - 1-4) INSULATION RESISTANCE: 100 MEGOHMS MIN.
 - MECHANICAL CHARACTERISTICS:
 - 2-1) CONNECTOR INSERTION FORCE: 5~20N, AT A MAXIMUM RATE OF 1/25MM PER MINUTE.
 - 2-2) CONNECTOR EXTRACTION FORCE: 8~20N, AT A MAXIMUM RATE OF 12.5MM PER MINUTE.
 - 2-3) DURABILITY: 10000 CYCLES.
 - 2-4) OPERATING TEMPERATURE: -55°C TO +85°C
 - SALT SPRAY: 48HOURS.
 - DIMENSIONS ARE IN MILLIMETERS, BRACKETED DIMENSIONS ARE INCHES EQUIVALENTS.
 - RECOMMENDED PROCESS: IR REFLOW 260°C 3~5SECONDS.
 - THE CONNECTOR IS ROHS COMPLIANT AND HALOGEN FREE COMPLIAN.
 - Mark "☉" IS REFERS TO FAI INSPECTION DIMENSION.
 - Mark "☒" IS THE KEY INSPECTION DIMENSION OF IPQC
 - Mark "▽" IS CPK SIZE



PIN	SIGNAL NAME	PIN	SIGNAL NAME	PIN	SIGNAL NAME	NO.	DESCRIPTION	MATERIAL	REMARKS	QTY
A1	GND	B12	GND							
A2	SSTXP1	B11	SSRXP1			6	Waterproof glue	SILICONE (assemble);	COLOR BLACK	1
A3	SSTXM1	B10	SSRXM1							
A4	VBUS	B9	VBUS			5	CONTACT	C7025 (±0.12,	IN 50~150μ" UNDER PLATED OVER, 30μ" Au PLATED ON THE CONTACT AREA, 3~8μ" Au PLATED ON THE SOLDER TAILS.	24
A5	CCI	B8	SBU2							
A6	DP1	B7	DN2			4	HOUSING	PA9T+30%GF	COLOR BLACK	1
A7	DN1	B6	DP2							
A8	SBU1	B5	CC2			3	LATCH	SUS301 (±0.15	NICKEL PLATED 30μ" MIN. OVER ALL	1
A9	VBUS	B4	VBUS							
A10	SSRXN2	B3	SSTXM2			2	MAIN-SHELL	SUS316L (±0.20	CLEANING	1
A11	SSRXP2	B2	SSTXP2							
A12	GND	B1	GND			1	SUB-SHELL	SUS304 (±0.15	NICKEL PLATED 30μ" MIN. OVER ALL	1

LZG INDUSTRIAL CO., LTD


PART NAME: WATERPROOF TYPE C 24 PIN
 TOLERANCE UNLESS OTHERWISE SPECIFIED:
 0.0±0.35, 0.00±0.25, 0.00±0.20, 0.1±2, 0.0±1, 0.00±0.5

PART NO.: ZB48029-24SBAP-A
 UNIT: mm
 DRAWING NO.: ZB48029-24SBAP-A
 SHEET: 1/2

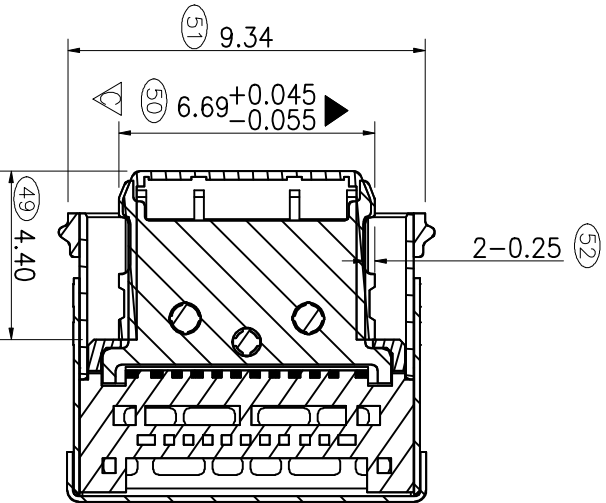
ZONE	ECN NO.	DESCRIPTION	DRAWING	DATE
A		INITIAL	林生輝	2020.02.18

RoHS
Compliant

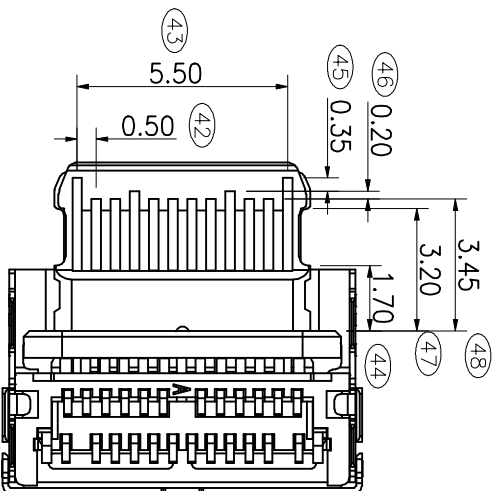
ZONE	EC.N. NO.	DESCRIPTION	DRAWING	DATE
A		INITIAL	林生財	2020.02.18



SEC A-A



SEC B-B



SEC C-C



LZG INDUSTRIAL CO., LTD

PART NAME: WATERPROOF TYPE C 24 PIN
PART NO.: ZB48029-24SBAP-A

TOLERANCE UNLESS OTHERWISE SPECIFIED:

0.04±0.35
0.00±0.25
0.000±0.20

0.1±0.2
0.07±0.1
0.00±0.5

UNIT: mm



DRAWING: CHECK: APPROVAL: DRAWING NO.

林生財 李宏康 林生財

DATE: 2020.02.18
DATE: 2020.02.18
DATE: 2020.02.18

SCALE: MATERIAL: DWG. NO.

1:1 * SHEET 2/2