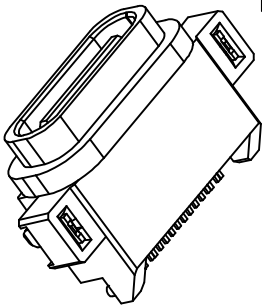
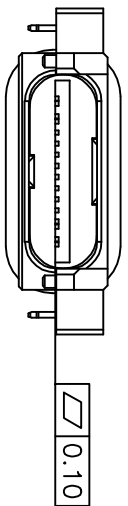
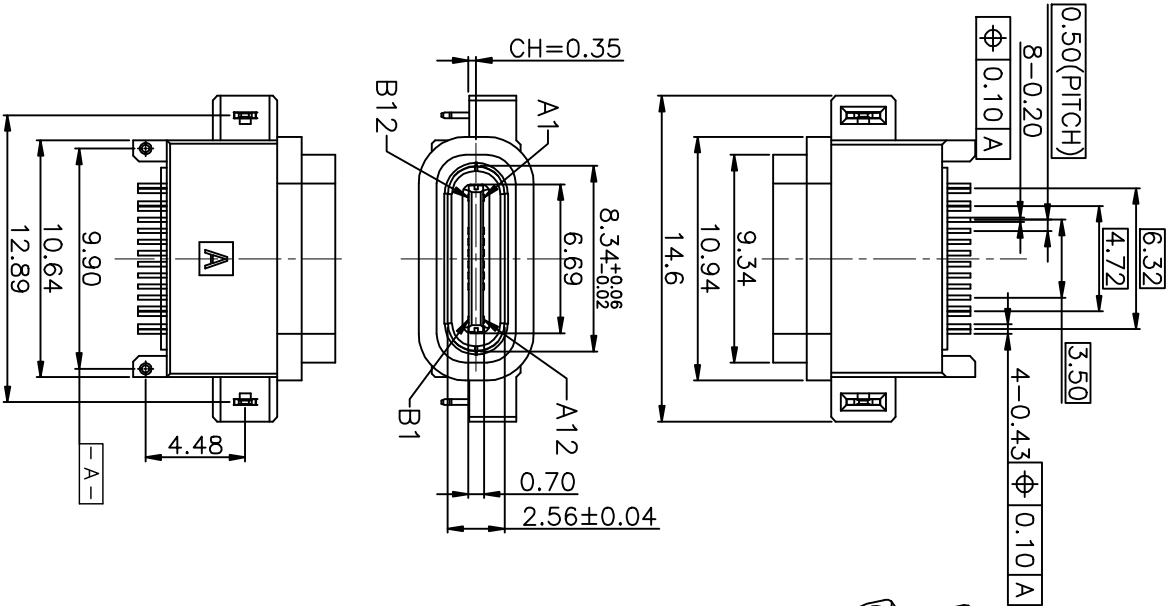


ZONE	EC N. NO.	DESCRIPTION	DRAWING	DATE
A		INITIAL	林生材	2020.02.18

- SPECIFICATIONS:
- ELECTRICAL CHARACTERISTICS:
 - RATING: 3A;
 - CONTACT RESISTANCE: 30 mΩ MAX.(INITIAL);
 - DIELECTRIC WITHSTANDING: 100V AC MIN.;
 - INSULATION RESISTANCE: 100MΩ MIN.;
 - DURABILITY: 5,000 CYCLES MIN.;
 - INSERTION FORCE: 5-20N;
 - EXTRACTION FORCE: 8-20N;
 - WATER PROOFNESS: THIS PRODUCT IS BASED ON IPX6.
 - PLUG INTERFACE DIMENSIONS COMFORM TO USB2.0 SPEC.
 - PACKAGING: TAPE & REEL.



3D VIEW



NO.	DESCRIPTION	MATERIAL	REMARKS	QTY
3	SHELL	PA10T	COLOR BLACK	1
2	CONTACT	C7025 TMO3	Au/Ni Plating T=0.15mm	16
1	HOUSING	PA10T	COLOR BLACK	1

DRAWING: 林生材 DATE: 2020.02.18 SCALE 1:1

CHECK: 李宏鑫 DATE: 2020.02.18 MATERIAL *

APPROVAL: 郭建宝 DATE: 2020.02.18 DWG. NO.

DRAWING NO. ZB48004-16FBAP-A SHEET 1/2

LZG INDUSTRIAL CO., LTD

PART NAME	WATERPROOF TYPE C 16PIN	TOLERANCE UNLESS	0.0±0.3
PART NO.	ZB48004-16FBAP-A	OTHERWISE SPECIFIED:	0.00±0.1 0.00±0.05
		UNIT:	0.±2' 0.0±1' 0.00±0.5' mm

F

E

D

C

B

A

4

3

2

1

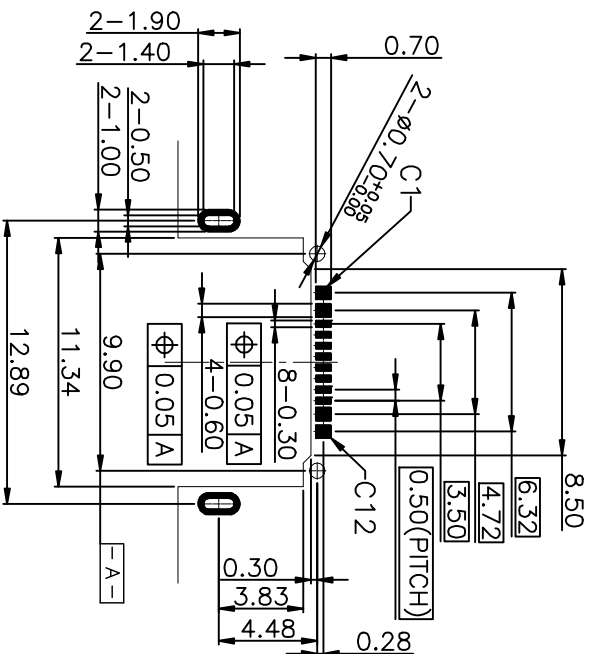
4

3

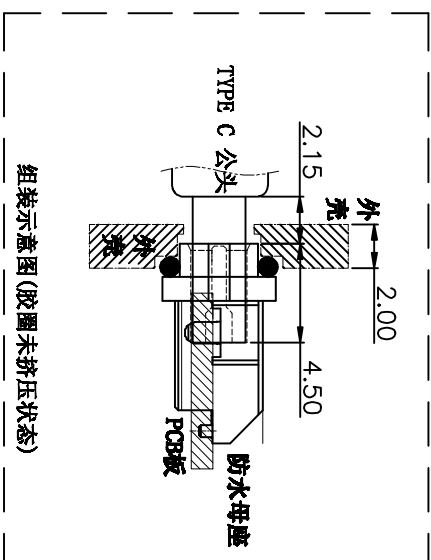
2

1

ZONE		ECN NO.	DESCRIPTION	DRAWING	DATE
A			INITIAL	林生财	2020.02.18



RECOMMENDED PCB LAYOUT(TOP VIEW)
 THICKNESS T=1.0mm
 DEFAULT TOLERANCE+/-0.05

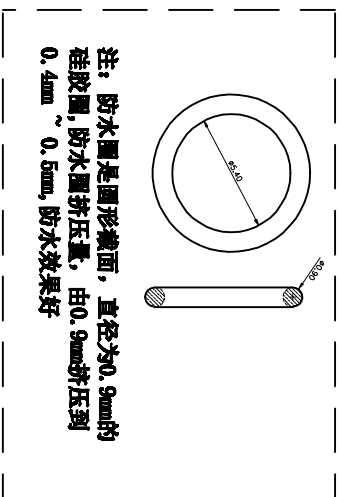


INTERFACE(FRONT VIEW)

A1	A2	A3	A4	A5	A6	A7	A8	A9	A10	A11	A12
GND	VBUS	CC1	DP1	DN1	DP2	CC2	VBUS	CC1	DP1	DN1	GND
GND	VBUS	CC1	DP1	DN1	DP2	CC2	VBUS	CC1	DP1	DN1	GND
B12	B11	B10	B9	B8	B7	B6	B5	B4	B3	B2	B1

PIN ASSIGNMENT

PIN NO.	A1&B12	A4&B9	B8	A5	B7	A6	A7	B6	A8	B5	A9&B4	A12&B1
SIGNAL NAME	GND	VBUS	SBU2	CC1	DN2	DP1	DN1	DP2	SBU1	CC2	VBUS	GND
PCB PAD NO.	C1	C2	C3	C4	C5	C6	C7	C8	C9	C10	C11	C12



注：防水圈是圆形截面，直径为0.9mm的硅胶圈，防水圈挤压量，由0.9mm挤压到0.4mm ~ 0.5mm，防水效果好

LZG INDUSTRIAL CO., LTD

PART NAME	WATERPROOF TYPE C 16PIN	TOLERANCE UNLESS	0.00±0.3	0.±2°	UNIT:	mm	DRAWING NO.	ZB48004-16FBAP-A	SHEET	2/2
PART NO.	ZB48004-16FBAP-A	OTHERWISE SPECIFIED:	0.00±0.1	0.0°±1'			DATE:	2020.02.18	DWG. NO.	