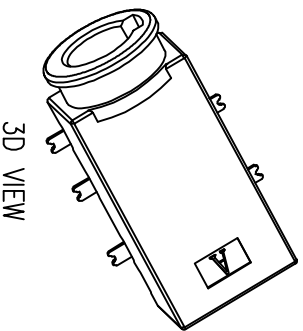
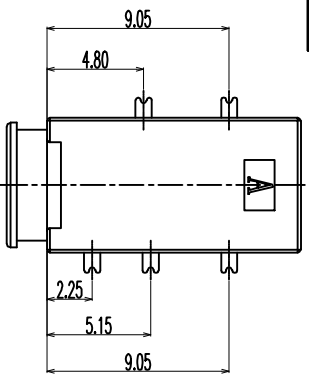
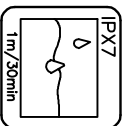


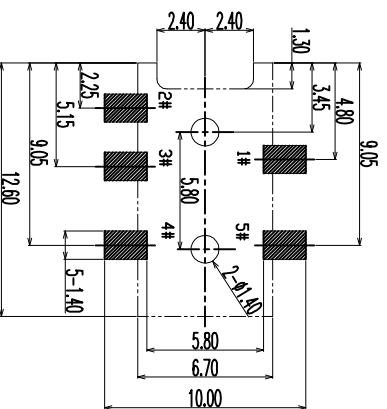
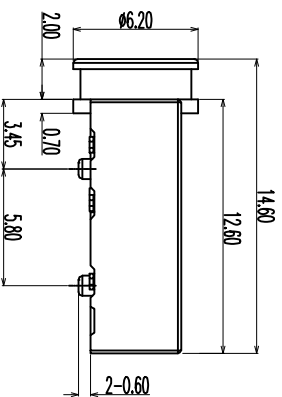
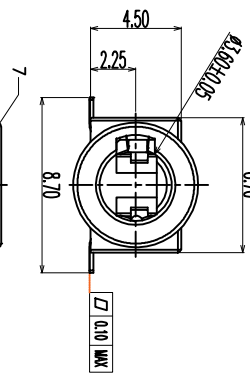
RoHS Compliant



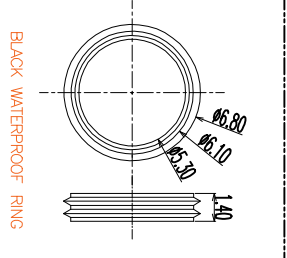
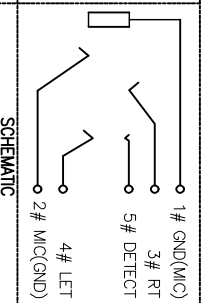
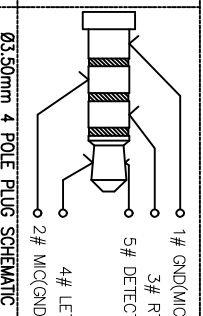
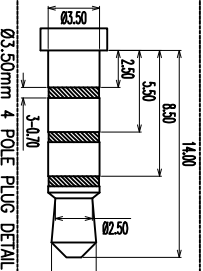
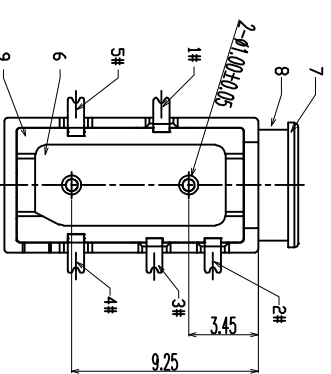
3D VIEW



- NOTES
1. CURRENT RATING: 1A.
  2. CONTACT RESISTANCE: 100mΩ MAX.
  3. INSULATION RESISTANCE: 100MΩ MIN.
  4. DIELECTRIC WITHSTANDING: 500V AC MIN.
  5. DURABILITY: 5000 CYCLES MIN.
  6. CONNECTOR MATING FORCES: 3~30N.
  7. CONNECTOR UNMATING FORCES: 3~30NXX.
  8. SALT SPRAY: 24HOUR
  9. WATERPROOF LEVEL: IP67
  10. OPERATING TEMPERATURE: -25°C TO +85°C.



PCB LAYOUT (TOP VIEW)  
TOLERANCE: ±0.05



| NO. | DESCRIPTION     | MATERIAL         | REMARKS                                                                      | QTY |
|-----|-----------------|------------------|------------------------------------------------------------------------------|-----|
| 9   | GLUE            | EPOXY            | COLOR BLACK                                                                  | 1   |
| 8   | WATERPROOF RING | SILICONE         | COLOR BLACK                                                                  | 1   |
| 7   | HOUSING         | HIGH TEMPERATURE | COLOR BLACK                                                                  | 1   |
| 6   | COVER           | HIGH TEMPERATURE | COLOR BLACK                                                                  | 1   |
| 5   | TERMINAL 5#     | STAINLESS STEEL  | NICKEL UNDERPLATING OVERALL, GOLD FLASH PLATING ON THE SOLDER & CONTACT AREA | 1   |
| 4   | TERMINAL 4#     | STAINLESS STEEL  | NICKEL UNDERPLATING OVERALL, GOLD FLASH PLATING ON THE SOLDER & CONTACT AREA | 1   |
| 3   | TERMINAL 3#     | PHOSPHOR BRONZE  | NICKEL UNDERPLATING OVERALL, GOLD FLASH PLATING ON THE SOLDER & CONTACT AREA | 1   |
| 2   | TERMINAL 2#     | PHOSPHOR BRONZE  | NICKEL UNDERPLATING OVERALL, GOLD FLASH PLATING ON THE SOLDER & CONTACT AREA | 1   |
| 1   | TERMINAL 1#     | STAINLESS STEEL  | NICKEL UNDERPLATING OVERALL, GOLD FLASH PLATING ON THE SOLDER & CONTACT AREA | 1   |

Not to install the waterproof ring shipment

**LZG INDUSTRIAL CO., LTD**

|           |                            |                      |            |           |       |    |             |                  |       |     |
|-----------|----------------------------|----------------------|------------|-----------|-------|----|-------------|------------------|-------|-----|
| PART NAME | WATERPROOF 03.5 PHONE JACK | TOLERANCE UNLESS     | 0.0±0.25   | 0.0±0.25  | UNIT: | mm | DRAWING NO. | ZB23005-05SBAP-A | SHEET | 1/1 |
| PART NO.  | ZB23005-05SBAP-A           | OTHERWISE SPECIFIED: | 0.000±0.15 | 0.00±0.15 | UNIT: | mm | DRAWING NO. | ZB23005-05SBAP-A | SHEET | 1/1 |

F E D C B A